

AJ15

DENTAL CHAIR

DENTAL OPERATORY PACKAGES



AJ15 Chair

Part number : A091502

Hydraulic chair with 3 programmable positions.
Reliable hydraulic system makes powerful and stable movement.
5 year warranty.



Standard Features

- AJ15 hydraulic chair with 3 programmable positions,Articulating headrest
- 60 degrees seat rotation, chair safety switch, One touchpad attached on armrest, Foot control
- Swing up/down aluminium armrest, Narrow backrest,upgraded fiber leather
- Cast iron chair frame,Steel backrest stand, Steel base plate



Swing up/down aluminum armrest firmly holds the patient and facilitates the patient to enter and exit.



Articulating headrest offers perfect support for the patient. Adjust the angle and get the best view of the oral cavity.



Narrow backrest, steel backrest stand fully support the patient's back with ergonomic design. Butterfly shaped back offers wide space for doctors and enables you get as close to the patient as possible.



60 degree seat rotations satisfy all kinds of needs.



Japanese hydraulic pump provides sufficient power to support the chair's movement.



Steel base plate enables the chair moves steadily.



Foot control makes operation more convenient for doctors.

Specifications

Environmental requirements

Ambient temperature 41°F ~ 104°F

Humidity ≤ 80%

Atmospherical pressure 8.7 psi ~ 15.4psi

Electrical requirements

AC110V±22V

50HZ, 60HZ

Hydraulic pump run time

Intermittent operation 2min On / 18min Off

Weight

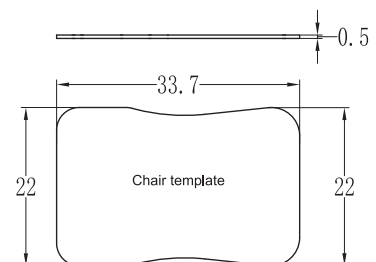
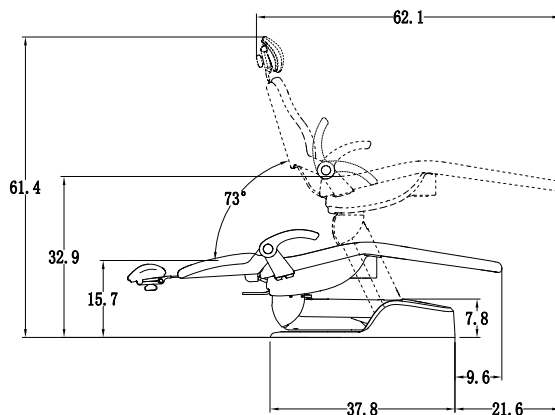
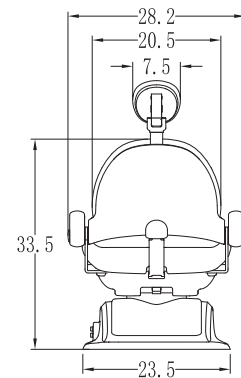
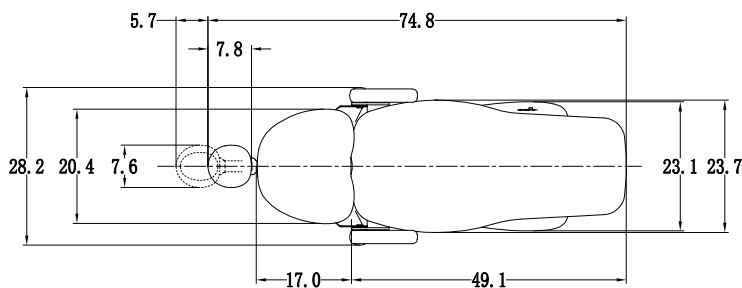
364lbs

Max patient load

550lbs

Dimensions

Unit:inch



AJ15 Classic 100

Part number : A9151002



Standard Features



- AJ15 hydraulic chair with 3 programmable positions,
- Articulating headrest, Swing up/down aluminium armrest,
- Narrow backrest, upgraded fiber leather, Cast iron chair frame,
- Steel backrest stand, Steel base plate,
- 60 degrees seat rotation, chair safety switch,
- One touchpad, Foot control,
- Classic dentist's control head with 3 auto H.P. control,
- Individual water coolant controls,
- Master handpiece air coolant adjustment,
- Asepsis handpiece tubing, Handpiece flush system,
- Master on/off switch, 1 doctor syringe, Wet/Dry foot control,
- Stainless steel tray with slip-resistant pad, Flex arm air brake switch
- Classic 100 Post mounted utility (PMU) with steel side box,
- City water/bottled system, Water outlet and air QD,
- Solids collector,
- 2 HVE, 1SE, 1 syringe on telescoping assistant's control,
- Junction box with air/water filters, regulators, master shut-off valves,
- 5 ft. umbilical,
- Post mount LED light with sensor control, 3 level intensity adjustment

AJ15 Classic 101

Part number : A9151012



Standard Features



- AJ15 hydraulic chair with 3 programmable positions,
- Articulating headrest, Swing up/down aluminium armrest,
- Narrow backrest, upgraded fiber leather, Cast iron chair frame,
- Steel backrest stand, Steel base plate,
- 60 degrees seat rotation, chair safety switch,
- One touchpad, Foot control,
- Classic dentist's control head with 3 auto H.P. control,
- Individual water coolant controls,
- Master handpiece air coolant adjustment,
- Asepsis handpiece tubing,
- Master on/off switch, 1 doctor syringe,
- Remote toggles for cup fill and bowl rinse, Wet/Dry foot control,
- Stainless steel tray with slip-resistant pad, Flex arm air brake switch,
- Porcelain cuspidor bowl with strainer, Cup fill & Bowl rinse toggles,
- Classic 101 Post mounted utility (PMU) with steel side box,
- City water/ bottled system, Water outlet and air QD,
- Solids collector,
- 2 HVE, 1SE, 1 syringe on telescoping assistant's control,
- Junction box with air/water filters, regulators, master shut- off valves,
- 5 ft. umbilical,
- Post mount LED light with sensor control, 3 level intensity adjustment

AJ15 Classic 200

Part number : A9152002



Standard Features



- AJ15 hydraulic chair with 3 programmable positions,
- Articulating headrest, Swing up/down aluminium armrest,
- Narrow backrest, upgraded fiber leather, Cast iron chair frame,
- Steel backrest stand, Steel base plate,
- 60 degrees seat rotation, chair safety switch,
- One touchpad, Foot control,
- Swing Classic dentist's control head with 3 auto H.P. control,
- Individual water coolant controls,
- Master handpiece air coolant adjustment,
- Asepsis handpiece tubing,
- Master on/off switch, 1 doctor syringe,
- Wet/Dry foot control, Stainless steel tray with non-slip pad,
- City/bottled water system, 5 ft umbilical,
- Junction box with air/water filters, regulators, master shut-off valves,
- Chair mounted swing rear assistant vacuum package,
- Water outlet and air QD on assistant tray,
- Solids collector,
- 2 HVE, 1SE, 1 syringe,
- Post mount LED light with sensor control, 3 level intensity adjustment

AJ15 Classic 201

Part number : A9152012



Standard Features



- AJ15 hydraulic chair with 3 programmable positions,
- Articulating headrest, Swing up/down aluminium armrest,
- Narrow backrest, upgraded fiber leather, Cast iron chair frame,
- Steel backrest stand, Steel base plate,
- 60 degrees seat rotation, chair safety switch,
- One touchpad attached on armrest, Foot control
- Swing Classic dentist's control head with 3 auto H.P. control,
- Individual water coolant controls,
- Master handpiece air coolant adjustment,
- Asepsis handpiece tubing,
- Master on/off switch, 1 doctor syringe, Wet/Dry foot control,
- Stainless steel tray with slip-resistant pad, City/bottled water system,
- 5 ft umbilical, Junction box with air/water filters, regulators, master shut-off valves,
- Swing mount Cuspidor and assistant vacuum package,
- Cuspidor and assistant vacuum package,
- Water outlet and air QD on assistant tray,
- Solids collector, 2 HVE, 1SE, 1 syringe,
- Post mount LED light with sensor control, 3 level intensity adjustment

Upholstery Colors



Brown U1



Champagne U2




Blue U3



Grey U5



Cobalt Blue U6



Misty Grey U7



Orange U8



Wine Red U10



Grass Green U11



Black U14



Jade U19



ADS Dental System

 Add: 1590 S Milliken Ave., unit A, Ontario, CA 91761

 www.adsdental.com www.adsequip.com

 E-mail: sales@adsequip.com

 Tel: 626-620-0456

 Technical Support: 800-488-9708 (West Coast: 626-633-7636 East Coast: 626-366-3848)

 Facebook: ADS Dental

 Youtube: ADS Dental System

 Twitter: ADS Dental System

 Instagram: ADS Dental